

Seattle Metro

ANNUAL MARKET REPORT

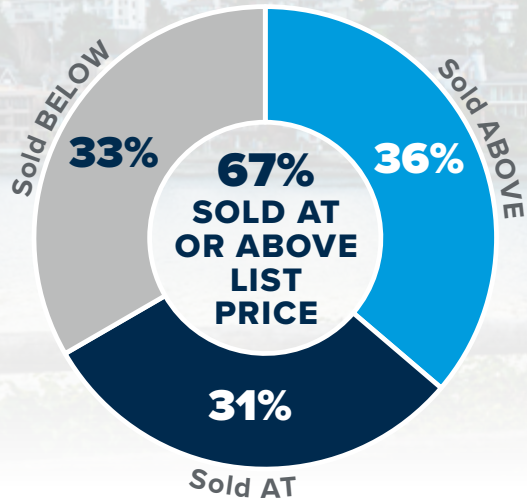


PUBLISHED JANUARY 2025

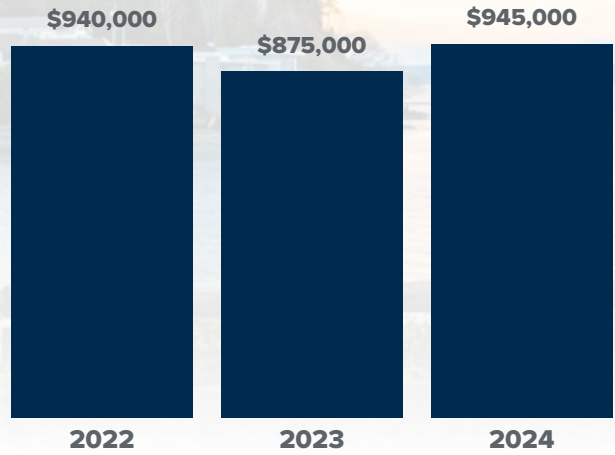
a review of single family residential
real estate activity in 2024

WINDERMERE REAL ESTATE / MERCER ISLAND


Windermere
REAL ESTATE



MEDIAN SALES PRICE

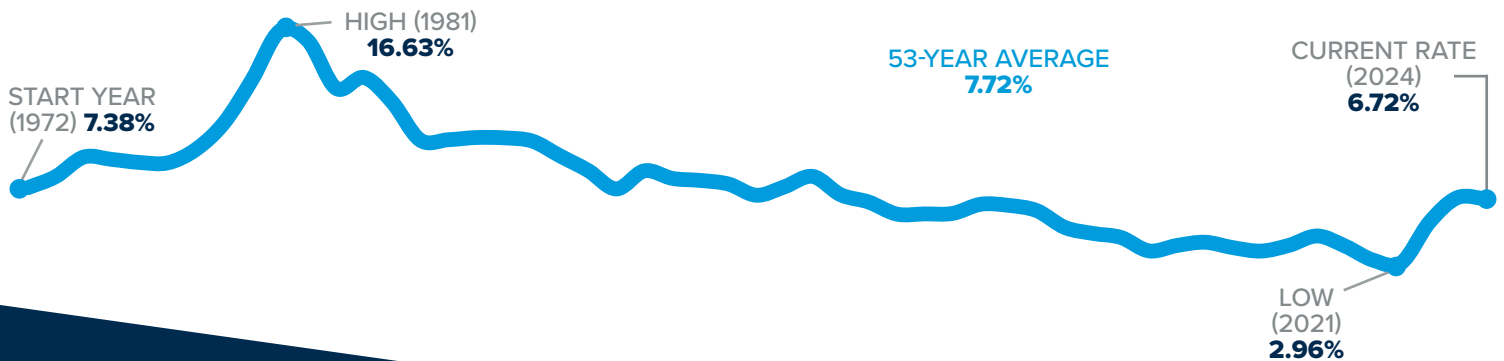


NEIGHBORHOOD SNAPSHOT

community	# sold	avg. \$ per sq ft	% sold at or above list price	% sold in first 10 days	median sale price
West Seattle	1,059 ↓ -4%	\$526 ↑ 6%	70%	58%	\$830,000 ↑ 6%
South Seattle	713 ↓ -3%	\$475 ↑ 4%	67%	53%	\$765,000 ↑ 5%
Madison Park & Capitol Hill	729 ↑ 2%	\$663 ↑ 6%	58%	48%	\$1,170,000 ↑ 12%
Queen Anne & Magnolia	531 ↑ 5%	\$629 ↑ 2%	58%	57%	\$1,310,000 ↑ 4%
Ballard & Green Lake	1,568 ↓ -7%	\$569 ↑ 4%	70%	62%	\$930,000 ↑ 5%
North Seattle	941 ↑ 9%	\$581 ↑ 4%	70%	66%	\$1,060,000 ↑ 9%
Richmond Beach & Shoreline	370 ↑ 4%	\$510 ↑ 5%	65%	61%	\$867,000 ↑ 5%
Lake Forest Park & Kenmore	287 ↓ -22%	\$471 ↑ 5%	72%	64%	\$935,000 ↑ 11%
ALL SEATTLE	6,199 ↓ -2%	\$564 ↑ 5%	67%	58%	\$945,000 ↑ 8%

Percent changes are year-over-year

HISTORICAL INTEREST RATES



seattle sales
prices rose

8%

YEAR-OVER-YEAR

to a median of
\$945,000

58% OF
HOMES
SOLD IN THE FIRST
10 DAYS ON MARKET

THERE WERE

8,769

new listings,
up 9% from
2023

on average,
homes
sold
for

\$564
PER SQ. FOOT

5%
year-
over-year

2024 YEAR IN REVIEW

Whew! We made it through 2024! From a statistical/real estate perspective, the numbers don't really reflect the overall vibe of the year. In a good way! It's all positive news: prices are up, listings are up, and market time is down. The City of Seattle is in full recovery mode. Homeowners are awaiting the new density plan and eager to learn what the city has in store for the core neighborhoods around transit. It's an exciting time. Median sold price city-wide reached a record \$945,000 (modest, as that is \$5000 above the previous record set in 2022) and homes sold for an average 104% of list price when they attracted a sale in the first 10 days (58% of the total sales).

Lake Forest Park and Madison Park saw the greatest price gains at 11% and 12% respectively. North Seattle was over all the "strongest" with 66% of homes selling in the first 10 days and 70% of homes selling for at or above list price. There was a modest gain in new listings across the board at 8769, while still lower than typical. The ten-year average is around 10,500 listings per year. No bad news here with average price per square foot gains of 5% to \$564!

If you've waited long enough and 2025 is the year for you to make a move, we recommend front loading that decision. Pent up demand (both sellers waiting to sell and buyers waiting to buy) should give us a spring full of blossoming and beautiful inventory. There is less volatility in interest rates than there has been in recent months, you'll see that the average rate has been rock steady around 6.75% in 2023 and 2024. Overall, this is a great time to buy or sell and I know your real estate professional is excited to help you!

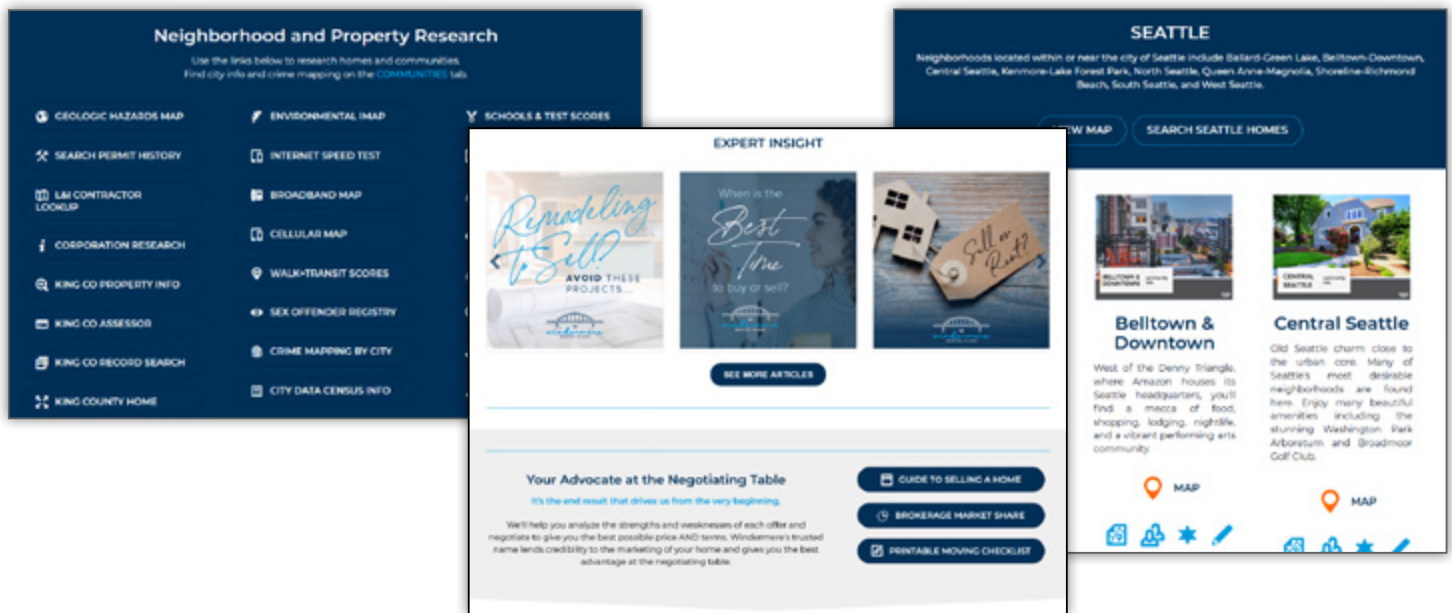


A savvy way to search HOMES & STATS ONLINE



Looking for real-time information on today's real estate market? If so, your search is over!
Visit windermere.com to find all of the real estate resources you need in one convenient place.

- **Market Reports.** Closely track market trends as they emerge in your neighborhood. Reports are available for 21 market areas in the Seattle and Eastside region.
- **Home Buying and Selling Advice.** Search for homes, find useful buying tips, and discover how to best position your home for sale.
- **Property and Neighborhoods Research.** Find community profiles, video tours, and crime info plus research homes, neighborhoods, schools, maps, and county records.



Cover photo courtesy of Michael Fleming, Listing Agent, and Clarity NW Photography.

We earn the trust and loyalty of our brokers and clients by doing real estate exceptionally well. The leader in our market, we deliver client-focused service in an authentic, collaborative and transparent manner and with the unmatched knowledge and expertise that comes from decades of experience.

Centrally located on Mercer Island, our team of Realtors® serve Seattle, Mercer Island, and greater Eastside. Our neighborhood and community engagement goes beyond being avid supporters of Island and regional organizations and events—we are active neighbors and volunteers who enjoy making a difference in our world.

