

Q3 2024 MERCER ISLAND

market review



PUBLISHED OCTOBER 2024

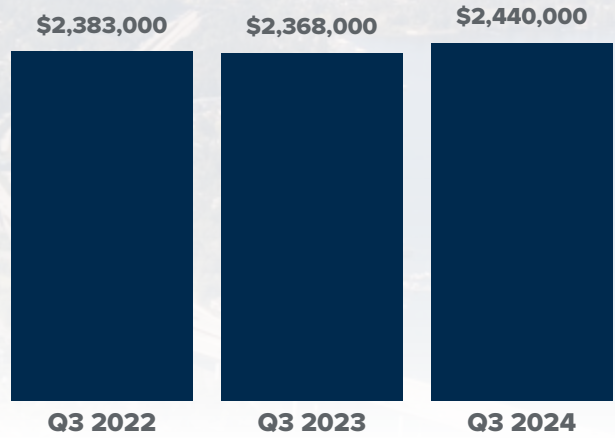
a quarterly report on single family residential real estate activity

WINDERMERE REAL ESTATE / MERCER ISLAND


Windermere
REAL ESTATE



MEDIAN SALES PRICE



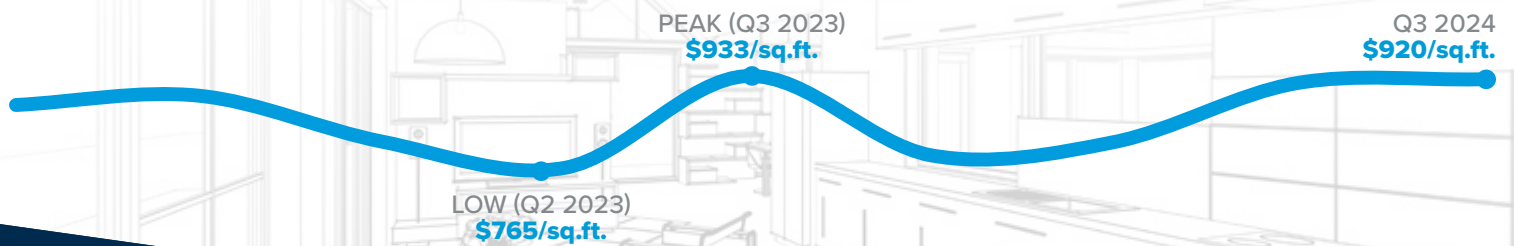
NEIGHBORHOOD SNAPSHOT

neighborhood	# sold	avg. \$ per sq ft	% sold at or above list price	% sold in first 10 days	median sale price
Northend	12	\$1,071	58%	33%	\$3,846,000
First Hill	4	\$1,049	50%	50%	\$2,820,000
East Seattle	4	\$804	50%	25%	\$2,678,000
Westside	6	\$1,020	33%	50%	\$3,779,000
Mercerdale	2	\$882	100%	100%	\$2,829,000
Mercerwood	2	\$671	100%	100%	\$2,550,000
Mid-Island	22	\$865	73%	73%	\$2,714,000
Eastside	4	\$649	0%	25%	\$2,439,000
MI Estates	1	\$837	100%	100%	\$1,725,000
The Lakes	2	\$966	100%	100%	\$3,110,000
Southend	9	\$963	56%	67%	\$3,111,000
ALL ISLAND	68 ↓-3%	\$920 ↓1%	60%	59%	\$2,440,000 ↑3%

Percent changes are year-over-year

AVERAGE COST PER SQUARE FOOT

Q3 2022 - Q3 2024

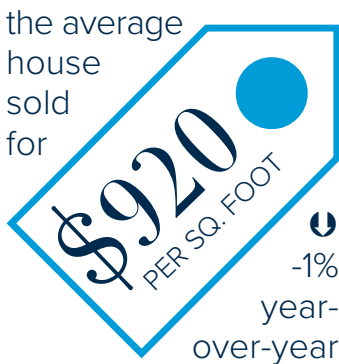


Q3 2024



to a median of
\$2,440,000

59% OF HOMES
SOLD IN THE FIRST
10 DAYS ON MARKET



Q3 2024

market review

Fall has come for Mercer Island. The summer construction on Island Crest is done, school buses are out en force, and those filtered views that only come out in winter are starting to show. It's time to look back fondly at the summer real estate market: prices are up YOY by 3% to \$2,440,000 to end the quarter. This is likely more about trailing gains from a robust spring than it is about actual gains from Q3, given the indicators. A whopping 40% of homes sold under list price. It also took 40% of homes longer than 10 days to sell (not necessarily the same 40%) but only for about a 2% discount. This suggests that seller pricing and buyer motivation are evenly matched. There were 50 active listings at end of quarter, the most since Q2 of 2020 when real estate shut down completely.

Focusing on neighborhoods, The Lakes, Mercerwood, Mercerdale, and Mercer Island Estates saw 100% of homes sell in the first 10 days for an average of 102% of sales price. This goes to show that in any market, despite overall conditions, there will always be "hot homes." Mid-Island had the most overall activity with 22 of the 68 sales across the Island. These occurred at \$865/foot and 16 of the 22 homes sold in the first 10 days for at or above list price.

So what does this mean for the rest of 2024? We typically see buyer activity decrease as we head into the holidays, and of course, it's also election season! If you've been considering a purchase and are of the mindset that you don't want to compete, **THIS IS YOUR MARKET!** For sellers the average days on market in Q3 was just 16. Which means: if your price didn't attract a buyer in the first two weeks, it's probably time to re-evaluate. Interest rates are better than they've been since mid 2022. Quality inventory is being presented to the market. If you see a great house, be prepared to move quickly. Opportunity Knocks.

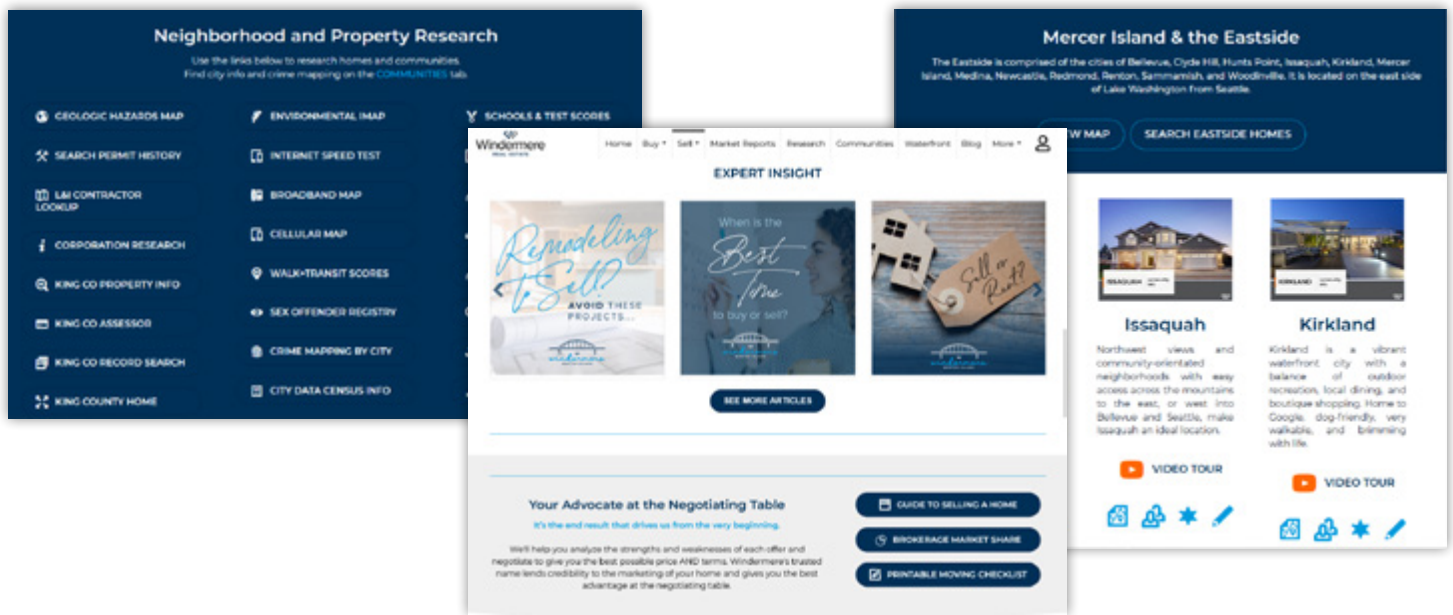


A savvy way to search HOMES & STATS ONLINE



Looking for real-time information on today's real estate market? If so, your search is over! Visit windermere.com to find all of the real estate resources you need in one convenient place.

- **Market Reports.** Closely track market trends as they emerge in your neighborhood. Reports are available for 21 market areas in the Seattle and Eastside region.
- **Home Buying and Selling Advice.** Search for homes, find useful buying tips, and discover how to best position your home for sale.
- **Property and Neighborhoods Research.** Find community profiles, video tours, and crime info plus research homes, neighborhoods, schools, maps, and county records.



Cover photo courtesy of The Sirianni Group, Listing Agents, and Clarity NW Photography.

We earn the trust and loyalty of our brokers and clients by doing real estate exceptionally well. The leader in our market, we deliver client-focused service in an authentic, collaborative and transparent manner and with the unmatched knowledge and expertise that comes from decades of experience.

Centrally located on Mercer Island, our team of Realtors® serve Seattle, Mercer Island, and greater Eastside. Our neighborhood and community engagement goes beyond being avid supporters of Island and regional organizations and events—we are active neighbors and volunteers who enjoy making a difference in our world.

