

Q3 2023 MERCER ISLAND

market review

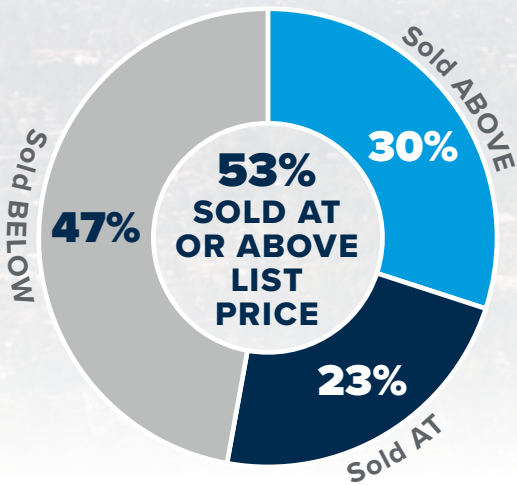


PUBLISHED OCTOBER 2023

a quarterly report on single family
residential real estate activity

WINDERMERE REAL ESTATE / MERCER ISLAND


Windermere
REAL ESTATE



MEDIAN SALES PRICE

\$2,413,000

\$2,383,000

\$2,368,000

Q3 2021

Q3 2022

Q3 2023

NEIGHBORHOOD SNAPSHOT

neighborhood	# sold	avg. \$ per sq ft	% sold at or above list price	% sold in first 10 days	median sale price
Northend	12	\$1,211	33%	42%	\$5,429,000
First Hill	5	\$976	60%	80%	\$2,009,000
East Seattle	2	\$837	50%	50%	\$2,612,000
Westside	4	\$1,512	50%	50%	\$4,088,000
Mercerdale	6	\$828	50%	50%	\$2,674,000
Mercerwood	4	\$744	25%	25%	\$2,540,000
Mid-Island	20	\$773	60%	70%	\$2,100,000
Eastside	5	\$806	40%	40%	\$3,198,000
MI Estates	3	\$800	100%	100%	\$2,278,000
The Lakes	0	-	-	-	-
Southend	9	\$826	67%	56%	\$2,896,000
ALL ISLAND	70 📈13%	\$936 📈6%	53%	57%	\$2,368,000 📉-1%

Percent changes are year-over-year

AVERAGE COST PER SQUARE FOOT

Q3 2021 - Q3 2023

LOW (Q4 2021)
\$749/sq.ft.

PEAK (Q3 2023)
\$933/sq.ft.

Q3 2023

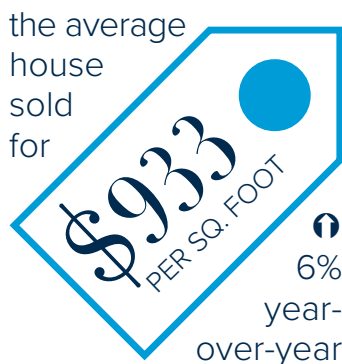
WINDERMERE MERCER ISLAND
206.232.0446 | WindermereMI.com

© Copyright 2023 Windermere Mercer Island. Information and statistics derived from Northwest Multiple Listing Service.



*to a median of
\$2,368,000*

**57% OF HOMES
SOLD IN THE FIRST
10 DAYS ON MARKET**



Q3 2023

market review

While Mercer Island's Q3 median sales price of \$2,368,000 was still down slightly compared to Q3 of last year, prices have been trending upward since the beginning of the year. Furthermore, the average price-per-square-foot in Q3 was actually up 6% over last year. More than half of homes sold at or above their list prices (53%) and in 10 days or less (57%)—this is right on par with what we saw in Q3 of 2022. Buyers found room to negotiate on the remaining listings, and were able to add contingencies for things like inspections and financing.

We saw a boost in sales compared to last year's initial interest rate shock, despite a lower number of new listings. This has kept the Island in a flat seller's market much like we saw in 2018. That being said, Mercer Island homes are taking longer to sell than we saw last year—the average total number of days properties spent on the market before receiving an offer went from 18 days in Q3 2022 to 30 days by Q3 2023. Buyers, perhaps more hesitant due to higher interest rates, are being careful to pick and choose before leaping into a contract.

Overall, the Mercer Island real estate market has remained fairly steady with some signs of growth. While median prices are still down from their spike during the post-COVID frenzy, we should start seeing year-over-year gains if this year's upward trend continues. For prospective buyers, the landscape offers an opportunity to negotiate favorable deals on those properties that don't sell right away. For sellers, astute pricing and marketing strategies will continue to win the day.

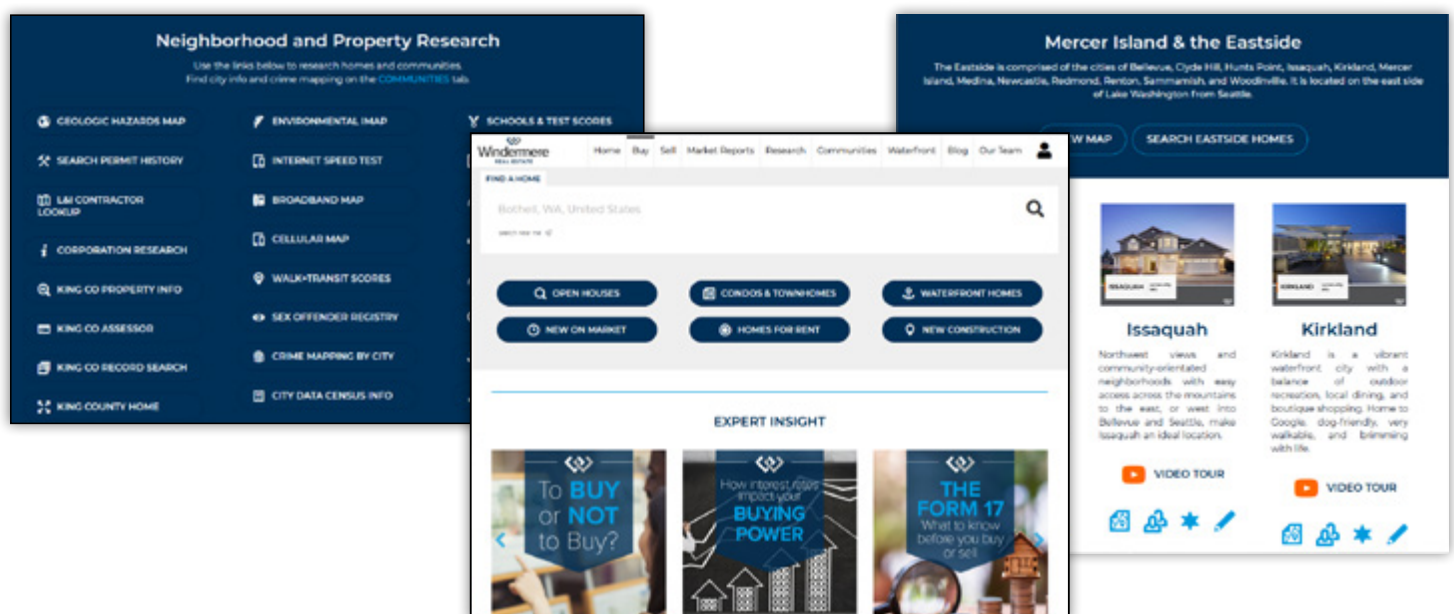


A savvy way to search HOMES & STATS ONLINE



Looking for real-time information on today's real estate market? If so, your search is over!
Visit **WindermereMI.com** to find all of the real estate resources you need in one convenient place.

- **Market Reports.** Closely track market trends as they emerge in your neighborhood. Reports are available for 21 market areas in the Seattle and Eastside region.
- **Home Buying and Selling Advice.** Search for homes, find useful buying tips, and discover how to best position your home for sale.
- **Property and Neighborhoods Research.** Find community profiles, video tours, and crime info plus research homes, neighborhoods, schools, maps, and county records.



We earn the trust and loyalty of our brokers and clients by doing real estate exceptionally well. The leader in our market, we deliver client-focused service in an authentic, collaborative and transparent manner and with the unmatched knowledge and expertise that comes from decades of experience.

Centrally located on Mercer Island, our team of Realtors® serve Seattle, Mercer Island, and greater Eastside. Our neighborhood and community engagement goes beyond being avid supporters of Island and regional organizations and events—we are active neighbors and volunteers who enjoy making a difference in our world.

