



# Q1 2022 GREATER EASTSIDE

## market review

**PUBLISHED APRIL 2022**

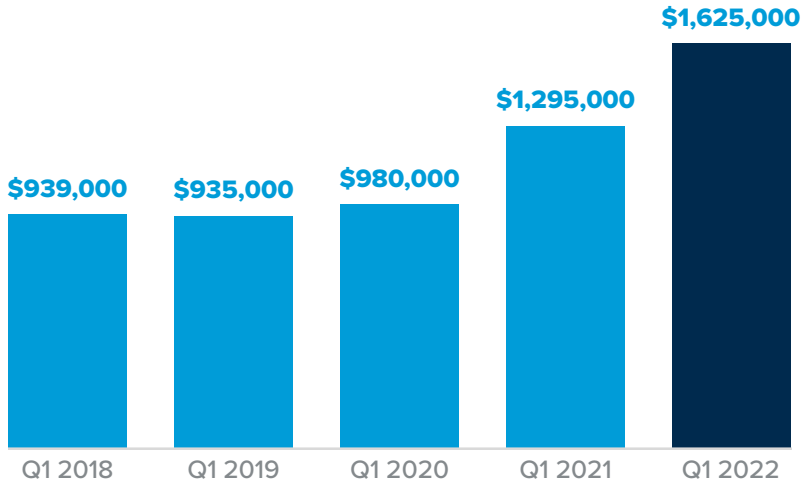
a quarterly report on single family  
residential real estate activity

WINDERMERE REAL ESTATE / MERCER ISLAND



**Windermere**  
REAL ESTATE

# MEDIAN SALE PRICE




# COMMUNITY SNAPSHOT

community	# sold	avg. \$ per sq ft	% sold at or above list price	% sold in first 10 days	median sale price (in thousands)
Eastside South (S of I-90)	143 ↓ -18%	\$661 ↑ 43%	94%	90%	\$1,753 ↑ 25%
Mercer Island	39 ↓ -39%	\$806 ↑ 17%	90%	85%	\$2,540 ↑ 31%
West Bellevue (W of 405)	53 ↓ -26%	\$1,112 ↑ 29%	74%	74%	\$4,400 ↑ 51%
East Bellevue (E of 405)	132 ↓ -4%	\$775 ↑ 43%	96%	96%	\$1,683 ↑ 34%
East of Lake Sammamish	289 ↓ -28%	\$613 ↑ 43%	96%	91%	\$1,525 ↑ 31%
Redmond	96 ↓ -21%	\$626 ↑ 35%	98%	89%	\$1,263 ↑ 10%
Kirkland	122 ↓ -32%	\$865 ↑ 37%	93%	87%	\$2,225 ↑ 24%
Woodinville	263 ↓ -7%	\$634 ↑ 45%	93%	91%	\$1,317 ↑ 31%
<b>ALL EASTSIDE</b>	<b>1,137 ↓ -21%</b>	<b>\$714 ↑ 38%</b>	<b>94%</b>	<b>90%</b>	<b>\$1,625 ↑ 25%</b>

Percent changes are year-over-year

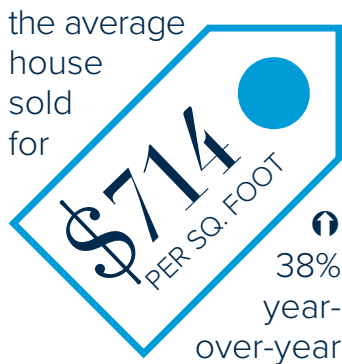
# NUMBER OF NEW LISTINGS





*to a median of*  
**\$1,625,000**

**94%** OF HOMES  
SOLD AT OR ABOVE  
THEIR LIST PRICE



# Q1 2022

market review

Once again, Eastside real estate is off to an incredible start in the first 3 months of the year. Multiple offers and wildly aggressive escalation clauses are the story of the day, and not just anecdotally—the numbers don't lie. The average list to sale price ratio was a staggering 119%, which means the typical home listed at \$1,000,000 sold for closer to \$1,190,000. This is an even stronger showing than the previous record high of 112% in Q1 of 2021.

New listings were relatively flat compared to Q1 of 2020 and 2021 (1912 vs 2058 and 1935 respectively) while the total number of sales were down 21% (1137 vs 1413 in the prior year). We believe this can be explained by looking at the trailing inventory from the previous Q4 in both cases (1496 vs 1238). There were just fewer homes for sale, certainly not less demand. This was reflected in the overall price gain of 25%!

Without a crystal ball it will be tough to tell exactly how much impact the market will feel from the steep rise in interest rates. In the short term, everyone seems to be taking a deep breath as we move into Q2. Overall, the Eastside's core values—highly ranked schools, community focused neighborhoods, and close commute proximity to some of the area's largest employers—should keep the area in high demand!

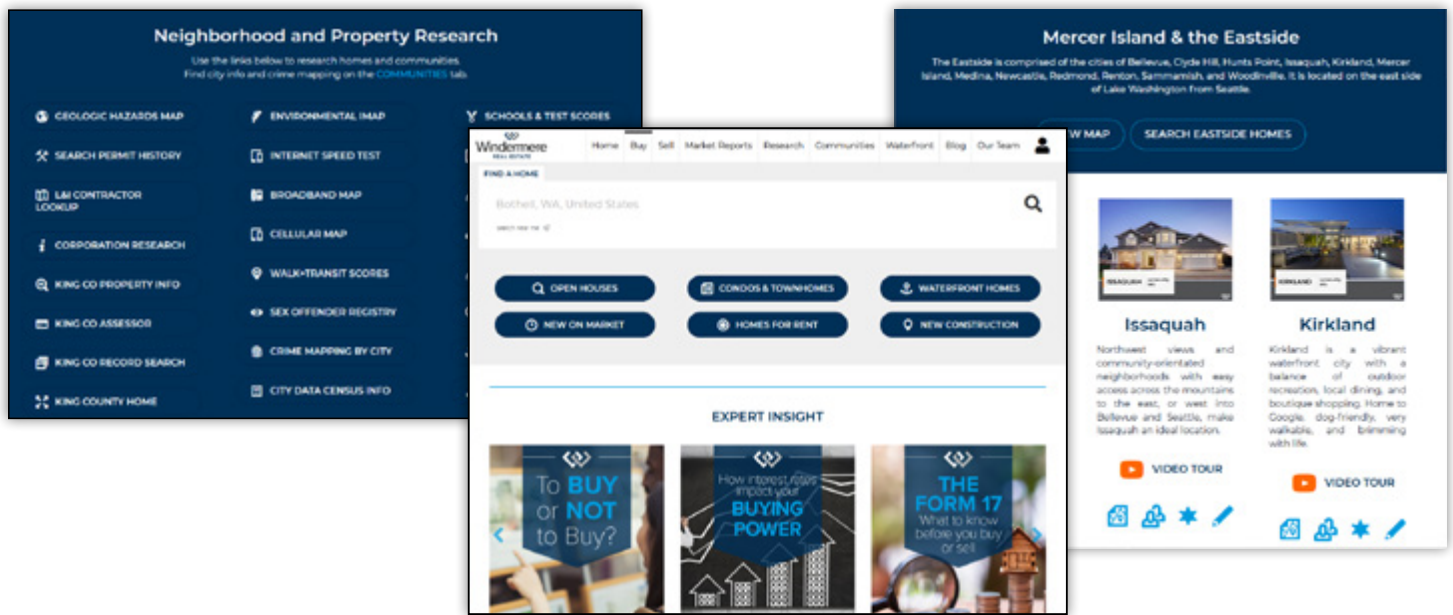


# A savvy way to search HOMES & STATS ONLINE



Looking for real-time information on today's real estate market? If so, your search is over! Visit **WindermereMI.com** to find all of the real estate resources you need in one convenient place.

- **Market Reports.** Closely track market trends as they emerge in your neighborhood. Reports are available for 21 market areas in the Seattle and Eastside region.
- **Home Buying and Selling Advice.** Search for homes, find useful buying tips, and discover how to best position your home for sale.
- **Property and Neighborhoods Research.** Find community profiles, video tours, and crime info plus research homes, neighborhoods, schools, maps, and county records.



## Windermere MERCER ISLAND

We earn the trust and loyalty of our brokers and clients by doing real estate exceptionally well. The leader in our market, we deliver client-focused service in an authentic, collaborative and transparent manner and with the unmatched knowledge and expertise that comes from decades of experience.

Centrally located on Mercer Island, our team of Realtors® serve Seattle, Mercer Island, and greater Eastside. Our neighborhood and community engagement goes beyond being avid supporters of Island and regional organizations and events—we are active neighbors and volunteers who enjoy making a difference in our world.

